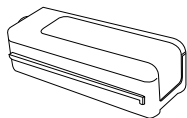
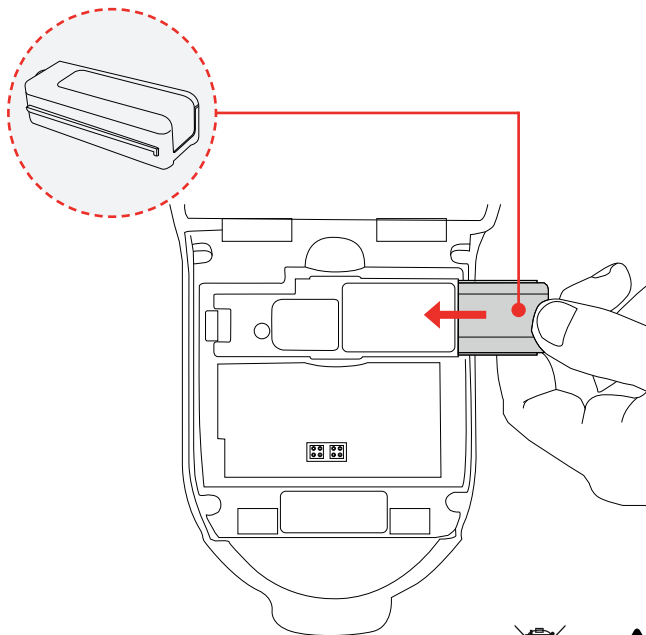


Smoke Cartridge Removal & Replacement

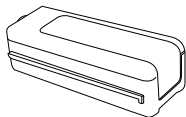


Note:

When replacing the smoke cartridge, ensure that the unit is switched off before opening the back cover.



Smoke Cartridge Removal & Replacement



Removal

- Remove the empty smoke cartridge from the generator. (Do not remove the generator.)

Replacement

- Do not insert the smoke cartridge without the generator fitted into the main unit.
- Slide the smoke cartridge completely into the generator housing following the guide rails.
- Once inserted into the generator do not remove until indicated that a replacement is necessary.

Do not re-use old smoke cartridges.

No Climb Products Ltd
Edison House
163 Dixons Hill Road
Welham Green
Hertfordshire, AL9 7JE
United Kingdom

Tel: +44 (0) 1707 282 760
Fax: +44 (0) 1707 282 777
support@detectortesters.com



detectortesters
testing technology from No Climb